
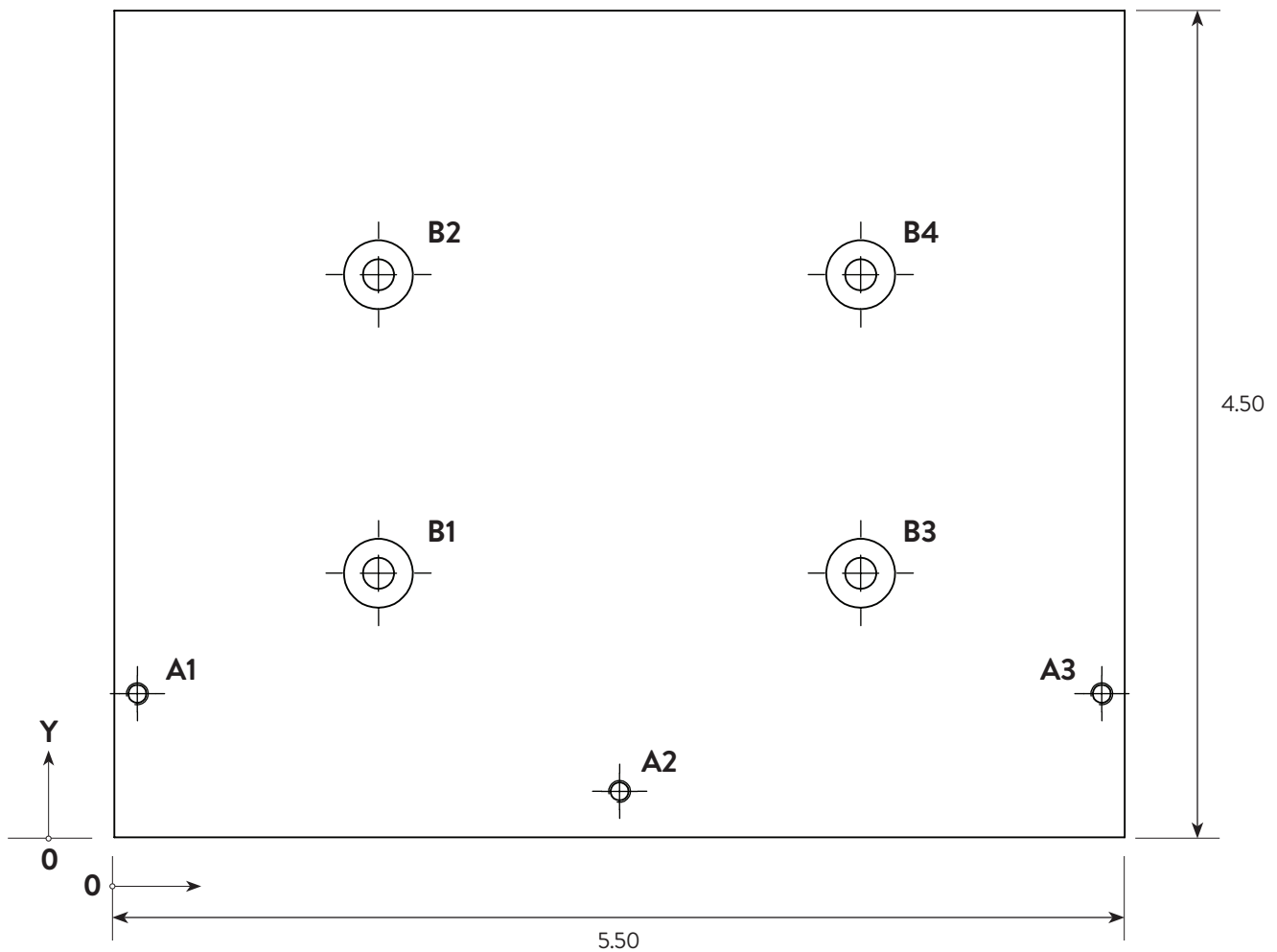


LABEL	X LOCATION	Y LOCATION	DETAILS
A1	0.125 in	0.781 in	M3 threaded hole. Intended for attaching the alignment bracket. Recommended bolts for attaching the alignment bracket to the spoilboard are low-profile 6 mm M3 screws. Three of them ship with the Othermill, along with the required Allen key (2 mm).
A2	2.750 in	0.250 in	
A3	5.375 in	0.781 in	
B1	1.438 in	1.438 in	M4 clearance hole with 3/8 in counterbore.
B2	1.438 in	3.063 in	
B3	4.063 in	1.438 in	
B4	4.063 in	3.063 in	


 1 in
 All units in inches unless otherwise indicated.
 1:1 scale

TOP VIEW

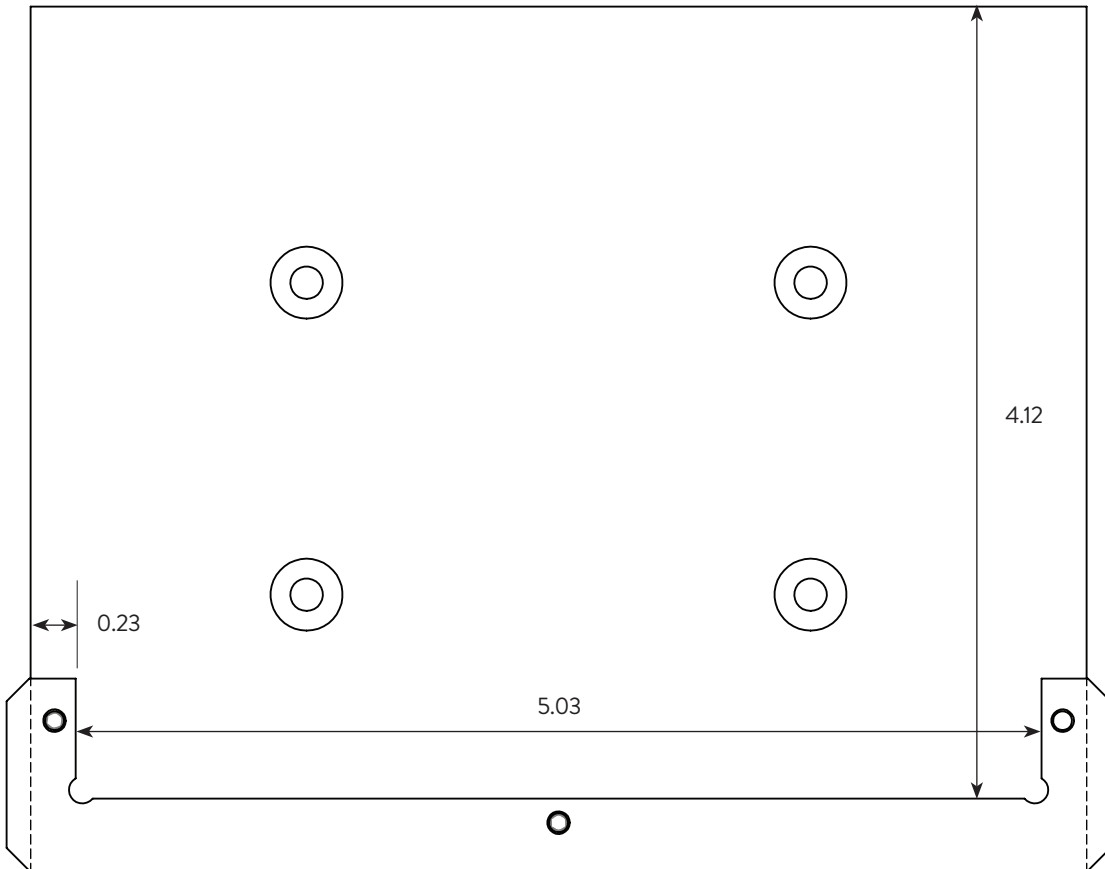




All units in inches unless otherwise indicated.
1:1 scale

TOP VIEW

SPOILBOARD AND ALIGNMENT BRACKET WITH BOLTS



OTHERMILL

SPOILBOARD
OTHERMILL V2

OTHERMACHINE.CO/SUPPORT
SUPPORT@OTHERMACHINE.CO
Provided for informational purposes
only, subject to change.

